


Get Me Outta Here! Converting From Drupal 6 To Wordpress



WEB321
WE TAKE CARE OF WEBSITES.

Presented by
Shawn DeWolfe

What's the Deal



You have a
Drupal site
and you want
to go
Wordpress



What's With Drupal?

(Chapter 1)

- Drupal has been around for about 16 years.
- Drupal is less popular than Wordpress, but still popular in its own right.
- Drupal is a CMS (a little like Wordpress)
- It's driven by PHP / MySQL
- It's free.

What's With Drupal?

(Chapter 1)

- The Drupal upgrades come often and they are big affairs
- You have to wait for all of the modules to catch-up.
- You often need to re-code big parts of your site.
- Under the hood, this is all about data in a MySQL Database.

What's good about Drupal

- Very pliable and multi-purpose
- Does things like RSS & Feed aggregation
- Complex content management have been figured out and done well
- Views is a great way to the site's data appear organized and dynamic. (but there is The Loops for Wordpress)
- Lots of corporate support (heck-- even Microsoft likes Drupal)

What's bad about Drupal?

- Memory consumption
- Modulus.
- Modulus Extremis.
- Drupal 7 has been called the "Vista of Drupal"-- a trade down in the overall quality of the experience from it's predecessor
- You gotta stay on the Upgrade Train

What's so good about Wordpress?

- Easy to install
- Easy to admin
- Easy to export a wite
- Easy to extend
- Easy to upgrade
- Easy to edit content and scripts
- Heck, if you don't have any money, you can even post your site on Wordpress.com

Do I *have* to do this?

There are online services that largely automate this process. You can pay them for what I'm going to describe.

gConverter

According to gConverter, for everyone considering a move to or from Wordpress:

- 81% are moving TO Wordpress
- 19% are using gConverter to *move away from* Wordpress

- 64% are moving to Drupal
- 36% are using it to get away from Drupal

READ THE LABEL!

Some caveats

- This advice works for moving from Drupal 6.x to Wordpress 3.x
- It will handle the basic data moving from Drupal to Wordpress
 - nodes to posts/pages
 - taxonomy to tags
 - users will move over

Some more Caveats

CCK fields *can* move over but it depends on which Wordpress plug-in you're using (custom content type manager or advanced custom fields).

This won't move modules, you'll have to identify plug-ins to satisfy the roles of modules and install those

That may require additional SQL import statements to be figured out and executed

Getting Started

- Make a vanilla install of Wordpress
- DO NOT POST ON TOP OF AN EXISTING / POPULATED SITE (sorry for the all caps)
- The export process will overwrite the post id numbers with the numbering sequences of the Drupal site.



Script List

SimpleScripts currently installs and manages the following scripts.
Premium scripts and services offer enterprise level features, functionality and support.

Backups>

 **Mozy Backups>**
Get 2 GB Free Backup Space

Blogs>

 **Premium WordPress Themes>**
Spice up your blog, instantly!


 **WordPress>**
3.3.1 Popular

 **b2evolution>**
4.1.2

 **Textpattern>**
4.4.1

 **Nucleus CMS>**

Education>

 **Moodle>**
2.0.2

 **Chamilo>**
1.8 New!

Forms and Surveys>

 **LimeSurvey>**
1.91+

 **phpFormGenerator>**
2.09.c


 **AdvancedPoll>**
3.0

Security>


 **SiteLock**
Secure

 **Norton**
Protect

Social Netw

 **Buddy**
1.5.1

 **Pligg>**
1.2.0

 **elgg>**
1.8.2

 **Cyware**

Our Installatron Overlords

- An example of just how turn-key Installatron is:

[My Installs](#) [Support](#) [Back to cPanel](#)

Step 1: Installation Preferences

Which version of WordPress would you like to install?
It is highly recommended to choose the latest version to ensure your website's security and enable the latest features.

3.3.1 (Stable) ▾

Where would you like WordPress installed?

▾ /

Access URL: <http://www.prefabsite.net/frugalvictoria>
Server Path: /home1/prefabsi/public_html/frugalvictoria

Step 2: Advanced Options

These options include administrative privileges, database configuration, and more. Changes are optional.
[Click here to display](#)>

Step 3: Plugins and Themes

We can automatically install additional plugins and themes. You can also [browse the library](#)> after installation.

<input type="checkbox"/> SmallBiz Theme by Expand2Web Create your website in minutes including multiple Pages, Blog, Facebook and Mobile! Activate under Appearance -> Themes.	<input type="checkbox"/> Wiziapp by Wiziapp Solutions Ltd.> WiziApp automatically turns your WordPress blog into a native iPhone app. Customize the app to make it your own by using our friendly wizard.
---	--

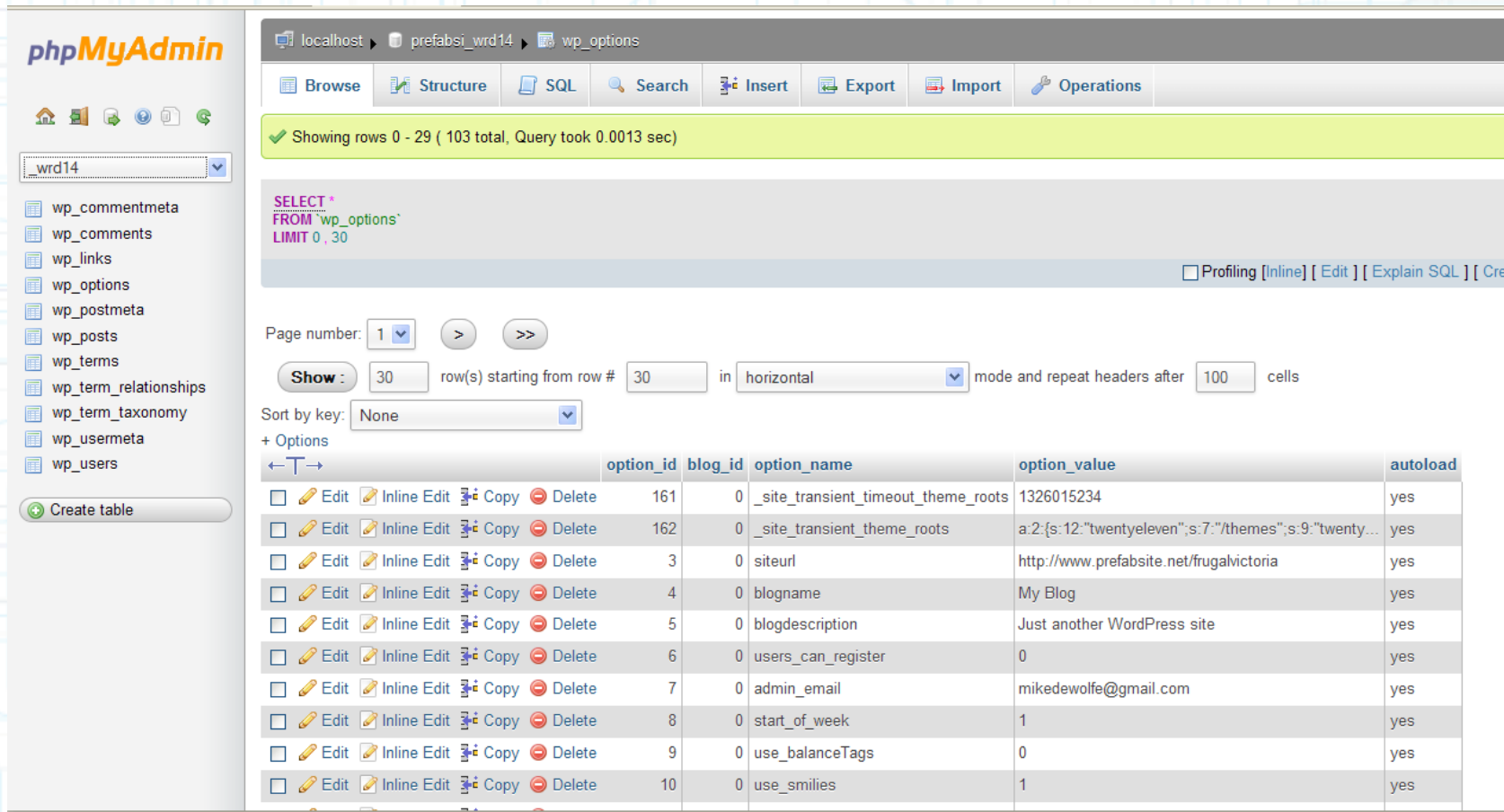
Step 4: Legal Information

I have read the terms and conditions of the [GPLv2 license agreement](#)>

[Complete](#)

PhpMyAdmin

- I use PhpMyAdmin--
command line was cool... in 1985



The screenshot displays the PhpMyAdmin interface for a MySQL database. The left sidebar shows a list of tables, including wp_commentmeta, wp_comments, wp_links, wp_options, wp_postmeta, wp_posts, wp_terms, wp_term_relationships, wp_term_taxonomy, wp_usermeta, and wp_users. The main area shows the wp_options table with a query result. The query is `SELECT * FROM wp_options LIMIT 0, 30`. The table has columns: option_id, blog_id, option_name, option_value, and autoload. The data is displayed in a table with 10 rows shown.

	option_id	blog_id	option_name	option_value	autoload
<input type="checkbox"/> <input type="button" value="Edit"/> <input type="button" value="Inline Edit"/> <input type="button" value="Copy"/> <input type="button" value="Delete"/>	161	0	_site_transient_timeout_theme_roots	1326015234	yes
<input type="checkbox"/> <input type="button" value="Edit"/> <input type="button" value="Inline Edit"/> <input type="button" value="Copy"/> <input type="button" value="Delete"/>	162	0	_site_transient_theme_roots	a:2:{s:12:"twentyeleven";s:7:"/themes";s:9:"twenty...	yes
<input type="checkbox"/> <input type="button" value="Edit"/> <input type="button" value="Inline Edit"/> <input type="button" value="Copy"/> <input type="button" value="Delete"/>	3	0	siteurl	http://www.prefabsite.net/frugalvictoria	yes
<input type="checkbox"/> <input type="button" value="Edit"/> <input type="button" value="Inline Edit"/> <input type="button" value="Copy"/> <input type="button" value="Delete"/>	4	0	blogname	My Blog	yes
<input type="checkbox"/> <input type="button" value="Edit"/> <input type="button" value="Inline Edit"/> <input type="button" value="Copy"/> <input type="button" value="Delete"/>	5	0	blogdescription	Just another WordPress site	yes
<input type="checkbox"/> <input type="button" value="Edit"/> <input type="button" value="Inline Edit"/> <input type="button" value="Copy"/> <input type="button" value="Delete"/>	6	0	users_can_register	0	yes
<input type="checkbox"/> <input type="button" value="Edit"/> <input type="button" value="Inline Edit"/> <input type="button" value="Copy"/> <input type="button" value="Delete"/>	7	0	admin_email	mikedewolfe@gmail.com	yes
<input type="checkbox"/> <input type="button" value="Edit"/> <input type="button" value="Inline Edit"/> <input type="button" value="Copy"/> <input type="button" value="Delete"/>	8	0	start_of_week	1	yes
<input type="checkbox"/> <input type="button" value="Edit"/> <input type="button" value="Inline Edit"/> <input type="button" value="Copy"/> <input type="button" value="Delete"/>	9	0	use_balanceTags	0	yes
<input type="checkbox"/> <input type="button" value="Edit"/> <input type="button" value="Inline Edit"/> <input type="button" value="Copy"/> <input type="button" value="Delete"/>	10	0	use_smilies	1	yes

The Drupal Export

- Export a copy of your Drupal database. The database naming is very unlikely to mess / clash
- Clear the Drupal cache before you do the export (less data to shuffle)
- **MAKE SURE YOU ARE WORKING WITH A COPY OF WORDPRESS RESIDING IN A NEW DIRECTORY AND A NEW DATABASE**
- **DO NOT DO THIS IN YOUR MAIN SITE** (geez: what is with me and the all-caps)

Drupalled Up Database

localhost > frugalv_frugalvic

Structure SQL Search Query Export Import Operations

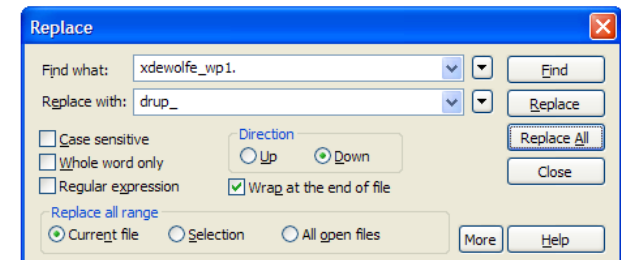
Table	Action	Rows	Type	Collation	Size	Overhead
<input type="checkbox"/> access		0	MyISAM	utf8_general_ci	1.0 KiB	-
<input type="checkbox"/> accesslog		0	MyISAM	utf8_general_ci	1.0 KiB	-
<input type="checkbox"/> aggregator_category		9	MyISAM	utf8_general_ci	6.5 KiB	-
<input type="checkbox"/> aggregator_category_feed		20	MyISAM	utf8_general_ci	2.2 KiB	-
<input type="checkbox"/> aggregator_category_item		1,161	MyISAM	utf8_general_ci	398.6 KiB	127.4 KiB
<input type="checkbox"/> aggregator_feed		10	MyISAM	utf8_general_ci	12.6 KiB	-
<input type="checkbox"/> aggregator_item		572	MyISAM	utf8_general_ci	13.9 MiB	12.7 MiB
<input type="checkbox"/> authmap		0	MyISAM	utf8_general_ci	1.0 KiB	-
<input type="checkbox"/> blocks		90	MyISAM	utf8_general_ci	4.5 KiB	-
<input type="checkbox"/> book		84	MyISAM	utf8_general_ci	5.1 KiB	-
<input type="checkbox"/> boxes		5	MyISAM	utf8_general_ci	7.4 KiB	-
<input type="checkbox"/> cache		5	MyISAM	utf8_general_ci	590.5 KiB	467.0 KiB
<input type="checkbox"/> client		0	MyISAM	utf8_general_ci	1.0 KiB	-
<input type="checkbox"/> client_system		0	MyISAM	utf8_general_ci	1.0 KiB	-
<input type="checkbox"/> comments		71	MyISAM	utf8_general_ci	147.2 KiB	6.6 KiB
<input type="checkbox"/> contact		4	MyISAM	utf8_general_ci	6.4 KiB	-
<input type="checkbox"/> event		180	MyISAM	utf8_general_ci	10.0 KiB	-
<input type="checkbox"/> event_repeat		0	MyISAM	utf8_general_ci	1.0 KiB	-
<input type="checkbox"/> event_repeat_calendar_map		2,003	MyISAM	utf8_general_ci	532.1 KiB	-
<input type="checkbox"/> event_repeat_nodes		0	MyISAM	utf8_general_ci	1.0 KiB	-
<input type="checkbox"/> favorites_locations		0	MyISAM	latin1_general_ci	1.0 KiB	-
<input type="checkbox"/> favorites_user		0	MyISAM	latin1_general_ci	1.0 KiB	-
<input type="checkbox"/> files		38	MyISAM	utf8_general_ci	4.9 KiB	-
<input type="checkbox"/> file_revisions		38	MyISAM	utf8_general_ci	3.3 KiB	-
<input type="checkbox"/> filters		4	MyISAM	utf8_general_ci	2.1 KiB	-
<input type="checkbox"/> filter_formats		3	MyISAM	utf8_general_ci	6.1 KiB	-
<input type="checkbox"/> flood		0	MyISAM	utf8_general_ci	1.0 KiB	-

Getting the SQL

- download the Drupal-to-Wordpress SQL file of database statements
- edit the tables names in use so that naming is relevant (in case your Drupal or Wordpress tables have different prefixes)

```
CREATE TABLE wp_term_taxonomy
  (term_id, taxonomy, slug, term_group)
SELECT DISTINCT
  d.tid, d.name, REPLACE(LOWER(d.name), ' ', '_'), 0
FROM xdewolfe_wp1.term_data d
INNER JOIN xdewolfe_wp1.term_hierarchy h
  USING(tid)
INNER JOIN xdewolfe_wp1.term_node n
  USING(tid)
WHERE (1
  # This helps eliminate spam tags from import; uncomment if necessary.
  # AND LENGTH(d.name) < 50
)

INSERT INTO wp_term_taxonomy
  (term_id, taxonomy, description, parent)
SELECT DISTINCT
  d.tid `term_id`,
  'post_tag' `taxonomy`,
  d.description `description`,
  h.parent `parent`
FROM xdewolfe_wp1.term_data d
INNER JOIN xdewolfe_wp1.term_hierarchy h
  USING(tid)
INNER JOIN xdewolfe_wp1.term_node n
  USING(tid)
WHERE (1
  # This helps eliminate spam tags from import; uncomment if necessary.
  # AND LENGTH(d.name) < 50
)
```



The SQL statements

- Here's an idea of what's inside of the sausage

```
Documents and Settings\Mike\My Documents\drupal-to-wordpress.sql
ment Project Tools Browser Window Help
%
1 # DRUPAL-TO-CONVERSION SCRIPT
2
3 # Changelog
4
5 # 07.29.2010 - Updated by Scott Anderson / Room 34 Creative Services http://blog.room34.com/archives/4530
6 # 02.06.2009 - Updated by Mike Smullin http://www.mikesmullin.com/development/migrate-convert-import-drupal-5-to-27/
7 # 05.15.2007 - Updated by D'Arcy Norman http://www.darcynorman.net/2007/05/15/how-to-migrate-from-drupal-5-to-2/
8 # 05.19.2006 - Created by Dave Dash http://spindrop.us/2006/05/19/migrating-from-drupal-47-to-
9
10 # This assumes that and Drupal are in separate databases, named ' and 'drupal'.
11 # If your database names differ, adjust these accordingly.
12
13 # Empty previous content from database.
14 TRUNCATE TABLE wp_comments;
15 TRUNCATE TABLE wp_links;
16 TRUNCATE TABLE wp_postmeta;
17 TRUNCATE TABLE wp_posts;
18 TRUNCATE TABLE wp_term_relationships;
19 TRUNCATE TABLE wp_term_taxonomy;
20 TRUNCATE TABLE wp_terms;
21
22 # If you're not bringing over multiple Drupal authors, comment out these lines and the other
23 # author-related queries near the bottom of the script.
24 # This assumes you're keeping the default admin user (user_id = 1) created during installation.
25 DELETE FROM wp_users WHERE ID > 1;
26 DELETE FROM wp_usermeta WHERE user_id > 1;
27
28 # TAGS
29 # Using REPLACE prevents script from breaking if Drupal contains duplicate terms.
30 REPLACE INTO wp_terms
31 (term_id, 'name', slug, term_group)
32 SELECT DISTINCT
33 d.tid, d.name, REPLACE(LOWER(d.name), ' ', '_'), 0
34 FROM term_data d
35 INNER JOIN term_hierarchy h
36 USING (tid)
37 INNER JOIN term_node n
38 USING (tid)
39 WHERE (1
40 # This helps eliminate spam tags from import; uncomment if necessary.
41 # AND LENGTH(d.name) < 50
42 )
43 ;
44
```


Here we... go!

- Here we go:
- The SQL will start by scrubbing out the existing Wordpress install:
- `TRUNCATE TABLE wp_comments;`
- `TRUNCATE TRUNCATE` some more...
- You will be left with the structure but most of data will be gone.



In With The New!

- It inserts tags
- It inserts posts
- It insert the tags-to-posts linkage
- It inserts user references
- this is a step where the users who posted can be imported into the Wordpress incarnation
- OR all user accounts can be imported regardless of activity.

URL aliases

(part 1)

- These are important because if the urls change, people can't find your content.
- Also, search engine will lose the links
- We need to hook the urls
- Install Custom Permalinks. As of Wordpress 3.3 it works okay enough (eg. Permalink amnesia)
- Go to the settings and click on the Default option for permalinks

URL aliases (part 1)

- Lovin' the Permalinks

The screenshot shows the WordPress dashboard with the 'Permalink Settings' page open. The left sidebar contains navigation links: Dashboard, Jetpack, Posts, Media, Links, Pages, Comments, Appearance, Plugins (1), Users, Tools, and Settings (selected). The 'Settings' menu is expanded to show sub-options: General, Writing, Reading, Discussion, Media, Privacy, and Permalinks. The main content area is titled 'Permalink Settings' and features a blue banner for Jetpack, a yellow notification for the updated permalink structure, and a paragraph explaining WordPress's default URL structure and the ability to customize it. Below this is the 'Common Settings' section with radio buttons for 'Default', 'Day and name', 'Month and name', 'Numeric', 'Post name', and 'Custom Structure'. Each option is accompanied by a preview URL. The 'Optional' section includes a text box for 'Category base' and explanatory text about customizing category and tag URLs.

My Blog 1 + New

- Dashboard
- Jetpack
- Posts
- Media
- Links
- Pages
- Comments
- Appearance
- Plugins 1
- Users
- Tools
- Settings

- General
- Writing
- Reading
- Discussion
- Media
- Privacy
- Permalinks

Permalink Settings

Jetpack is installed and ready to bring awesome, WordPress.com cloud-powered features to your site.

[Learn More](#)

Permalink structure updated.

By default WordPress uses web URLs which have question marks and lots of numbers in them, however WordPress offers you the ability to create a custom URL structure for your permalinks aesthetics, usability, and forward-compatibility of your links. A [number of tags are available](#), and here are some examples to get you started.

Common Settings

<input checked="" type="radio"/> Default	<code>http://www.prefabsite.net/frugalvictoria/?p=123</code>
<input type="radio"/> Day and name	<code>http://www.prefabsite.net/frugalvictoria/2012/01/08/sample-post/</code>
<input type="radio"/> Month and name	<code>http://www.prefabsite.net/frugalvictoria/2012/01/sample-post/</code>
<input type="radio"/> Numeric	<code>http://www.prefabsite.net/frugalvictoria/archives/123</code>
<input type="radio"/> Post name	<code>http://www.prefabsite.net/frugalvictoria/sample-post/</code>
<input type="radio"/> Custom Structure	<input type="text"/>

Optional

If you like, you may enter custom structures for your category and tag URLs here. For example, using `topics` as your category base would make your category links like `http://example.org/t` these blank the defaults will be used.

Category base

Done

URL aliases

(Part 2: the Wrath of .htaccess)

- One gotcha for Permalinks-- the .htaccess file could write multiple copies of the url rewrite `<IfModule mod_rewrite.c>`
- And/or it can erase the .htaccess
- If it does that, then go in and edit the .htaccess file so that only one reference remains
- After you have it working, chmod it to REMOVE write access so that Wordpress cannot “fix it” later.

URL Tidying

- Put in alias references for all of the posts you have in your system:
- ```
INSERT INTO `wp_postmeta` (`post_id`,
`meta_key`, `meta_value`)
```
- ```
SELECT DISTINCT `ID`,  
'custom_permalink',  
CONCAT('node/', `ID`) FROM `wp_posts`;
```
- Then update those that have url aliases
- ```
UPDATE `wp_postmeta` w,
`drup_url_alias` d SET w.`meta_value` =
d.dst WHERE w.`post_id` =
REPLACE(d.`src`, 'node/', '');
```

# Content Tidying

## (part 1)

- You can add new content types
- Or, you can convert Drupal content-types into pages or posts
- If a post type ends up orphaned, it will be messed-up:
- You may not be able to edit it
- You won't be able to see the categories and tags.

# Content Tidying

## (Part 2)

- Here are some examples of clean up SQL statements you may want to run:
- ```
UPDATE `wp_posts` SET `post_type` = 'post' WHERE `post_type` = 'story';
```
- ```
UPDATE `wp_posts` SET `post_type` = 'page' WHERE `post_type` = 'book';
```
- ```
UPDATE `wp_posts` SET `post_type` = 'post' WHERE `post_type` = 'event';
```

Still More Reading

- Scurker.com - breaks it down
<http://scurker.com/blog/2010/02/migration-from-drupal-6-x-to-wordpress-2-9x/>
- Tom Markiewicz
<http://www.tmarkiewicz.com/migration-from-drupal-to-wordpress-complete/>
- Scott Anderson / Room 34
<http://blog.room34.com/archives/4530>

Even More Reading

- Mike Smullin
<http://www.mikesmullin.com/development/migrate-convert-import-drupal-5-to-27/>
- D'Arcy Norman
<http://www.darcynorman.net/2007/05/15/how-to-migrate-from-drupal-5-to-2/>
- Created by Dave Dash
<http://spindrop.us/2006/05/19/migrating-from-drupal-47-to->

Pay Someone Else

- gConverter - for a fee, they will transfer data from one CMS to another
- <http://gconverter.com/drupal-to-wordpress/>
- Drupal to Wordpress - they also do this for a fee
 - <http://migratetowp.com/>



Web321 can also help:
<https://web321.co/>

- **THANK YOU
FOR
LISTENING**

•
???QUESTIONS**???**